

# How to Verify Digital Signatures & Read QR Code

## #Digital Signatures:

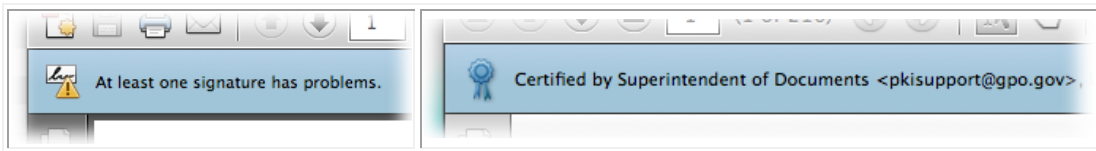
Digital signatures serve two distinct purposes in PDF documents.

- To ensure the document hasn't been altered since it was signed.
- To verify that the signing credentials of the person (or entity) signing the document remain in effect.

## #Verifying Digital Signature of a Document

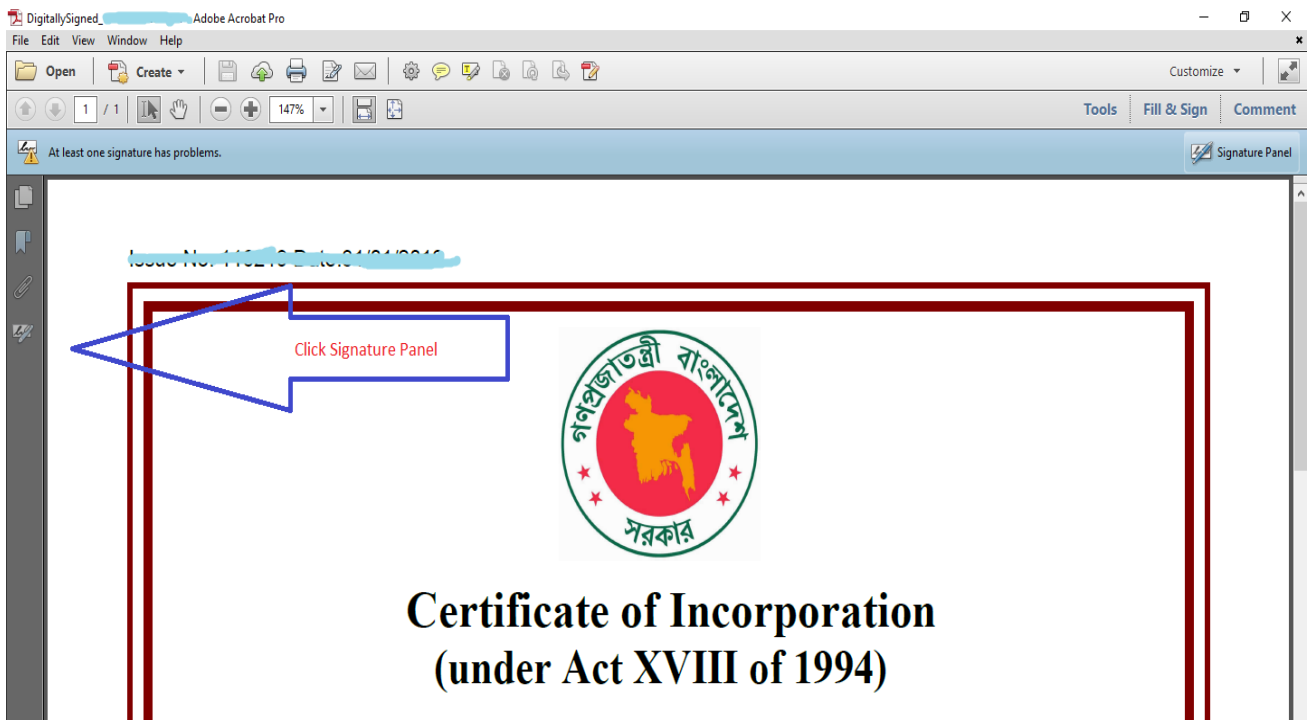
Here we provide some basic information on how to understand digital signature messages in Adobe Acrobat XI or Reader X.

When a user first encounters a digitally-signed PDF file they may see one of two types of messages:

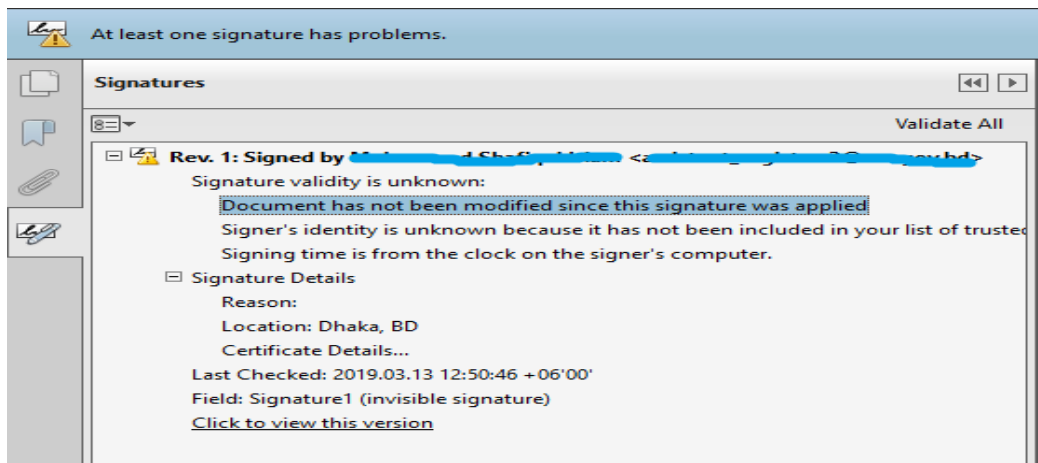


Even though you may see a message indicating that “at least one signature has problems” most users simply want to know whether the document has been tampered. It is still possible to verify that a signed PDF document has not been tampered since it was signed.

1. First open the digitally signed pdf document by Adobe Reader.
2. Open the Signature panel and review the signature details.



- The Signatures panel displays information about each digital signature in the current document and the change history of the document since the first digital signature.



- View Certificate Details of the Signature:

